



DTF 35 SH

Electric

Article code	Power	Wattage/HP
800072	3×400 V, 50 HZ	22 kW / 30 HP
800073	3×480 V, 60 HZ	25 kW / 33 HP

Key features

Cutting width	35 cm / 14"
Distance to wall	10.7 cm / 4"
Cutting depth	Up to 25 mm / 1"
Production / h	Up to 60 m ² / h, 197 f ² / h on full depth

Physical parameters

Weight kg / lbs	410 kg / 904 lbs
Dimensions cm / inch	138×71×113 cm / 54×28×45"

Field of application

Depending on the blade type, hard, brittle to firm or elastic surface materials can be worked e.g.:


- Asphalt and cast asphalt surfaces
- Concrete and cement, synthetic stone, floor tiles
- Screeds of cement, wood cement, ceramic etc.
- Natural stone
- Thermoplastic materials



Surfaces made of highly elastic soft materials or fabrics and fiber materials cannot be worked, or can only be worked with certain limitations e.g.:






- Latex, rubber, soft plastics and foam materials
- Wood, carpets and woven materials

NOTE: The machines are delivered without any blades, drums or sets!

SPARE PARTS

Complete drum 350 mm width					
Article code	Spacer count	Space inbetween	Concrete type	Blade count	
600306	80 × 4 mm	12 mm	Regular	27	
800038	54 × 5 mm	5 mm	Regular	53	
800047	99 × 2 mm	2 mm	Regular	98	
800037	80 × 4 mm	12 mm	Hard	27	
800039	54 × 5 mm	5 mm	Hard	53	
800048	99 × 2 mm	2 mm	Hard	98	

Blades set for drum 350 mm width					
Article code	Blade count	Spacer count	Space inbetween	Concrete type	
800043	27	80 × 4 mm	12 mm	Regular	
800045	53	54 × 5 mm	5 mm	Regular	
800049	98	99 × 2 mm	2 mm	Regular	
800044	27	80 × 4 mm	12 mm	Hard	
800046	53	54 × 5 mm	5 mm	Hard	
800050	98	99 × 2 mm	2 mm	Hard	

Single parts for drum					Single parts for drum			
Type	Size	Concrete type	Article code		Type	Size	Article code	
Single blade	230 mm / 9"	Regular	600951		Spacer	4 mm	600948	
Single blade	230 mm / 9"	Hard	600950		Spacer	5 mm	600949	
Spacer	2 mm		600947		Empty drum		800113	