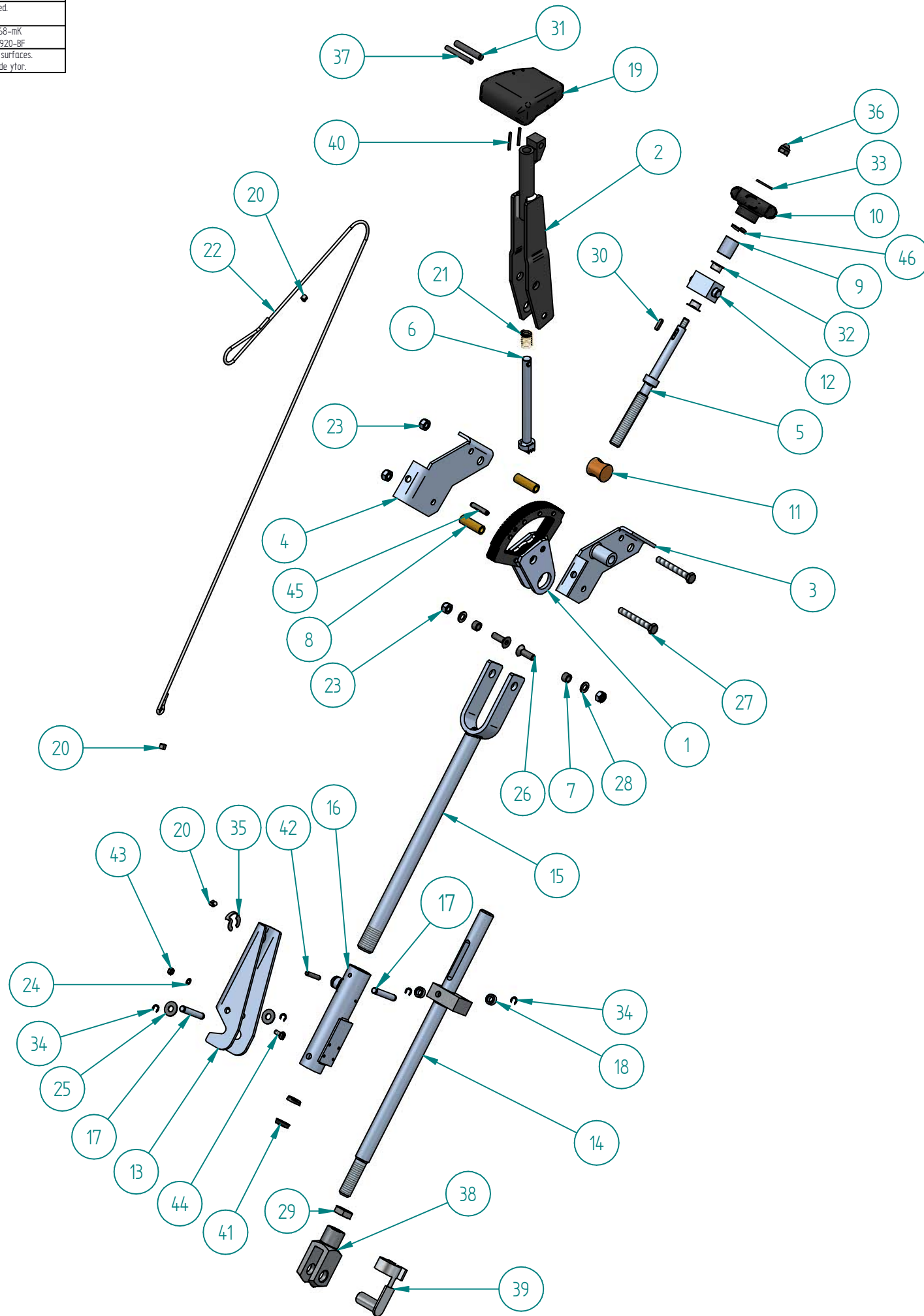




TOLERANCES acc. to ISO / TOLERANSER enl. ISO
 Applicable where no tolerance is indicated.
 Gäller där tolerans ej direkt utsatts
 For machining / For bearbetning: ISO 2768-mK
 For welding / For svetsning: SS-EN ISO 13920-BF
 Surface finish acc. to ISO 1302 Machined surfaces.
 Ytjämnhet enligt ISO 1302 För bearbetade ytor.



Item	Artikelnummer	Document Number	Title	Quantity
1	703013	665.08.12f	TOOTHED ELEMENT VA30-S/VA30-SH	1
2	703007	665.08.06c	ADJUSTING LEVER	1
3	703008	665.08.07	BEVELLED PROFIL LEFT	1
4	703009	665.08.08	BEVELLED PROFIL RIGHT	1
5	703010	665.08.09	ADJUSTING SPINDLE	1
6	703012	665.08.11	RETAINING ROD	1
7	703014	665.08.13a	CLAMPING TUBE	2
8	703015	665.08.14a	TUBE	2
9	703016	665.08.15	TUBE	1
10	703017	665.08.16a	HANDLE	1
11	703018	665.08.17a	DRIVER	1
12	703019	665.08.18a	SQUARE PART	1
13	703030	665.09.01b	CATCH	1
14	703031	665.09.02b	ADJUSTING ROD BELOW	1
15	703032	665.09.03a	ADJUSTING ROD TOPSIDE VA30-S/	1
16	703033	665.09.04e	CONNECTING TUBE	1
17	703034	665.09.05	PIN	2
18	703036	665.09.07	DISTANCE SINK SLEEVE	2
19	706791	665.08.30a	HANDLE VA 30 S + VA 25 S TWIN	1
20	701243	62107.11	DOUBLE TUBING CLAMP 0405/2	3
21	701637	630.02.14a	PRESSURE SPRING	1
22	701242	6210710_in_6650900	POLYESTER CORD	13
23	100263	BN_161_M8	SAFETY NUT	4
24	102285	BN_792_M5	SAFETY WASHER	1
25	102298	BN_735_M8	WASHER	2
26	100605	BN M8x25 8.8	COUNTER SUNK SCREW	2
27	102330	BN_57_M8x60	HEXAGON HEAD BOLT	2
28	103557	BN_726_M8	WASHER	2
29	107855	BN_12_M16	HEXAGONAL NUT	1
30	107990	BN_870_4x4x16	SPRING KEY	1
31	108857	BN 858 8 x 50 h6	PARALEL PIN	1
32	110386		GLACIER DP4-BEARING	2
33	110389	BN_729_M8	SPACER WITHOUT CHAMFER	1
34	110426	BN_831_D8	RING CLIP	4
35	110427	BN_13194_D16	SAFETY FOR BOLT	1
36	111621	BN_167_M8	SAFETY HAT NUT	1
37	113165	DIN 6325 6x50	PARALEL PIN DIN 6325 6x50	1
38	115633	BN 482 16x32	BN 482 1190628 fork head G 16x32	1
39	115639	BN 484 16x32	BN 484 1190857 fork head pin 16x32	1
40	101873	DIN 7346 3x26	DOWEL PIN	2
41	110425		SELF STICKING BUFFER	2
42	100319	BN_878_5x30	LOCKING PIN	1
43	100611	BN_117_M5	HEXAGONAL NUT	1
44	108198	BN_344_M5x12	PAN-HEAD SCREW	1
45	110288	BN 874 6x30	SPIRAL SPRING PIN	1
46	110537	BN_762_M12	SPRING RING	1
47	900030		ZIPPED NAYLON BAG 15X18	1

Material		Dimension	
Units : mm	SIZE A3		
Drawn By GS	Date 28/03/2019	Approved Date 13.12.2019	Approved By MS
		Description ADJUSTMENT AND DEAD MAN DEVICE	Article Number 706100
		DWG NO 665.10.00d	
Part/Assembly File 6651000.asm		sheet 1	of 1
			Rev. d